



Testo – Smart Probes

Startup Instruction



1 Safety



All Smart Probes only work in combination with a mobile terminal and the testo Smart Probes App

1 Safety

1.1. Safety with testo 510i



WARNING

Magnetic field

May be harmful to those with pacemakers.

- > Keep a minimum distance of 10 cm between pacemaker and instrument.

1.2. Safety with testo 549i



WARNING

Risk of injury caused by pressurized, hot, cold or toxic refrigerants/media!

- > Only to be used by qualified staff.
- > Wear protective goggles and safety gloves.
- > Before applying pressure to the measuring instrument: always fix the instrument tightly onto the pressure connection.
- > Comply with the permissible measuring range (0 to 60 bar). Pay particular attention to this in systems with R744 refrigerant, since these are frequently operated with higher pressures!

1.3. Safety with testo 805i



CAUTION



Laser radiation! Class 2 laser

- > Do not look into the laser beam!

1.4. testo 405i



Do not touch the sensor, keep the sensor clean. Close protective cap after use!

1.5. testo 605i




Not for condensing atmospheres. For continuous application in high humidity (> 80 %RH at ≤ 30 °C for > 12 h, > 60 %RH at > 30 °C for > 12 h), contact us



The sensor must not be exposed to volatile chemicals such as solvents (e.g. ketene, ethanol, isopropyl alcohol, toluene) or organic compounds, especially in high concentrations and corresponding gases, over a prolonged period of time.

2 Overview



3 Switching on/off

3.1. Switching on



1. Pull the film out of the battery compartment.
2. Press the key.
- The Smart Probes switch on.

3.2. Switching off

1. Press and hold the key.
- The Smart Probes switch off.

4 Bluetooth® module

Establishing Bluetooth® connection



You need a Tablet or Smartphone with the Testo Smart Probes App already installed on it to be able to establish a Bluetooth connection.

You can get the App for iOS instruments in the App Store or for Android instruments in the Play Store.

Compatibility:

- requires iOS 8.3 or later / Android 4.3 or later
- requires Bluetooth 4.0

Bluetooth® approval



The use of the wireless module is subject to the regulations and stipulations of the respective country of use, and the module may only be used in countries for which a country certification has been granted. The user and every owner has the obligation to adhere to these regulations and prerequisites for use, and acknowledges that the re-sale, export, import etc. in particular in countries without wireless permits, is his responsibility.

5 LED status

LED status	Meaning
Flashing red	Low battery status
Flashing yellow	<ul style="list-style-type: none">• Smart Probe is switched on.• Smart Probe searching, but not yet connected.
Flashing green	<ul style="list-style-type: none">• Smart Probe is switched on.• Bluetooth is connected.

6 Transmitting reading

- ✓ The Smart Probes are switched on and connected to their mobile terminal via Bluetooth.
1. The Smart Probes' readings are automatically shown in the standard display.
 2. Press the key.
 - The reading that is currently present is held.
 3. Press the key again.
 - The instrument again displays the current readings.







These commissioning instructions describe the basic operating steps.

To find out how to handle the product safely and for detailed information, please refer to the instruction manual







Approval and Certification

Product	testo 115i, testo 405i, testo 410i, testo 510i, testo 549i, testo 605i, testo 805i, testo 905i	
Mat.-No.	0560 1115, 0560 1405, 0560 1410, 0560 1510, 0560 1549, 0560 1605, 0560 1805, 0560 1905	
Country	Comments	
Australia		E 1561
Brazil	        <p>"Este equipamento opera em caráter secundário, isto é, não tem direito a proteção contra interferência prejudicial, mesmo de estações do mesmo tipo, e não pode causar interferência a sistemas operando em caráter primário. "</p>	
Canada	Product IC ID: testo 115i IC ID: 12231A-1115 testo 405i IC ID: 12231A-1405 testo 410i IC ID: 12231A-1410 testo 510i IC ID: 12231A-1510 testo 549i IC ID: 12231A-1549 testo 605i IC ID: 12231A-1605 testo 805i IC ID: 12231A-1805 testo 905i IC ID: 12231A-1905	

0 Approval and Certification

	see IC Warnings	
China	CMIIT ID: testo 115i CMIIT ID: 2015DP6557 testo 405i CMIIT ID: 2015DP6558 testo 410i CMIIT ID: 2015DP6612 testo 510i CMIIT ID: 2015DP6559 testo 549i CMIIT ID: 2015DP6560 testo 605i CMIIT ID: 2015DP6561 testo 805i CMIIT ID: 2015DP6562 testo 905i CMIIT ID: 2015DP6563	
Europa + EFTA	  The EU Declaration of Conformity can be found on the testo homepage www.testo.com under the product specific downloads. EU countries: Belgium (BE), Bulgaria (BG), Denmark (DK), Germany (DE), Estonia (EE), Finland (FI), France (FR), Greece (GR), Ireland (IE), Italy (IT), Latvia (LV), Lithuania (LT), Luxembourg (LU), Malta (MT), Netherlands (NL), Austria (AT), Poland (PL), Portugal (PT), Romania (RO), Sweden (SE), Slovakia (SK), Slovenia (SI), Spain (ES), Czech Republic (CZ), Hungary (HU), United Kingdom (GB), Republic of Cyprus (CY). EFTA countries: Iceland, Liechtenstein, Norway, Switzerland	
Hong-kong	Authorized	
Japan	testo 115i  R 204-540016 testo 405i	testo 549i  R 204-540020 testo 605i

0 Approval and Certification

	 204-540017 testo 410i  204-540018 testo 510i  204-540019	 204-540021 testo 905i  204-540023 see Japan Information
Korea	 testo 115i Certification No. MSIP-CRM-Toi-115i testo 405i Certification No. MSIP-CRM-Toi-405i testo 410i Certification No. MSIP-CRM-Toi-410i testo 510i Certification No. MSIP-CRM-Toi-510i testo 549i Certification No. MSIP-CRM-Toi-549i testo 605i Certification No. MSIP-CRM-Toi-605i testo 805i Certification No. MSIP-CRM-Toi-805i testo 905i Certification No. MSIP-CRM-Toi-905i see KCC Warning	
Taiwan	testo 115i NCC: CCAB16LP177FT0 testo 405i NCC: CCAB16LP177AT3 testo 410i NCC: CCAB16LP1770T1 testo 510i NCC: CCAB16LP177DT9 testo 549i NCC: CCAB16LP177ET1 testo 605i NCC: CCAB16LP177BT5 testo 805i NCC: CCAB16LP177CT7 testo 905i NCC: CCAB16LP177GT2	

0 Approval and Certification

Turkey	Authorized	
USA	Product FCC ID: testo 115i FCC ID: 2ACVD-1115 testo 405i FCC ID: 2ACVD-1405 testo 410i FCC ID: 2ACVD-1410 testo 510i FCC ID: 2ACVD-1510 testo 549i FCC ID: 2ACVD-1549 testo 605i FCC ID: 2ACVD-1605 testo 805i FCC ID: 2ACVD-1805 testo 905i FCC ID: 2ACVD-1905 see FCC Warnings	
Russia	Authorized	
Philip- pines	Authorized	
South Africa	testo 115i TA-2016/1207 testo 405i TA-2016/1201 testo 410i TA-2016/1200 testo 510i TA-2016/1199 testo 549i TA-2016/1198 testo 605i TA-2016/1204 testo 805i TA-2016/1206 testo 905i TA-2016/1205	
Blue- tooth® SIG List	Bluetooth®	Range 15 m (free field) (varies with the used mobile device)
	Bluetooth® type	L Series BLE Module (08 Mai 2013) based on TI

0 Approval and Certification

		CC254X chip
	Qualified Design ID	B016552
	Bluetooth® radio class	Class 3
	Bluetooth® company ID	LSD Science & Technology Co., Ltd
	RF Band	2402-2480MHz
	Output power	0 dBm

IC Warnings

This instrument complies with Part 15C of the FCC Rules and Industry Canada RSS-210 (revision 8). Commissioning is subject to the following two conditions:

- (1) This instrument must not cause any harmful interference and
- (2) this instrument must be able to cope with interference, even if this has undesirable effects on operation.

Cet appareil satisfait à la partie 15C des directives FCC et au standard Industrie Canada RSS-210 (révision 8). Sa mise en service est soumise aux deux conditions suivantes :

- (1) cet appareil ne doit causer aucune interférence dangereuse et
- (2) cet appareil doit supporter toute interférence, y compris des interférences qui provoqueraient des opérations indésirables.

FCC Warnings

Information from the FCC (Federal Communications Commission)

For your own safety

Shielded cables should be used for a composite interface. This is to ensure continued protection against radio frequency interference.

FCC warning statement

This equipment has been tested and found to comply with the limits for a Class C digital device, pursuant to Part 15 of the FCC Rules. These limits are designed to provide reasonable protection against harmful interference in a residential installation. This equipment generates, uses and can radiate radio frequency energy and, if not installed and used in accordance with the instructions, may cause harmful interference to radio communications.

However, there is no guarantee that interference will not occur in a particular installation. If this equipment does cause harmful interference to radio or television reception, which can be determined by turning the equipment off and on, the user is encouraged to try to correct the interference by one or more of the following measures:

- Reorient or relocate the receiving antenna.
- Increase the separation between the equipment and receiver.
- Connect the equipment into an outlet on a circuit different from that to

0 Approval and Certification

which the receiver is connected.

- Consult the dealer or an experienced radio/TV technician for help.

Caution

Changes or modifications not expressly approved by the party responsible for compliance could void the user's authority to operate the equipment. Shielded interface cable must be used in order to comply with the emission limits.

Warning

This device complies with Part 15 of the FCC Rules. Operation is subject to the following two conditions:

- (1) this device may not cause harmful interference, and
- (2) this device must accept any interference received, including interference that may cause undesired operation.

KCC Warning

해당 무선 설비는 운용 중 전파혼신 가능성이 있음

Japan Information

当該機器には電波法に基づく、技術基準適合証明等を受けた特定無線設備を装着している。